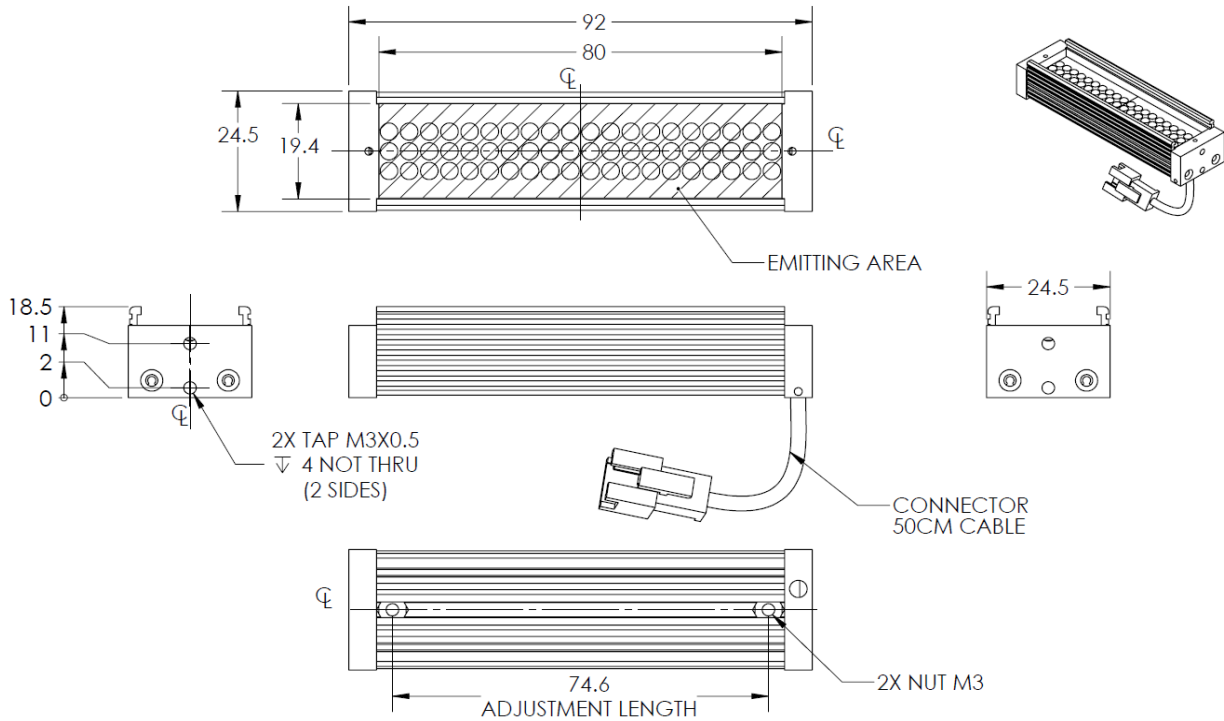




ILLUMINATOR DATA-ID

HLBRX-00-080-3-R-24V

Lighting Dimension




Mechanical Information	
Casing Material	Aluminium
Storage Temperature Range	Temp 0-45°C, Humidity 20-85%
Weight	65 g
Length / Outer Diameter	92 mm
Width / Inner Diameter	24.5 mm
Thickness / Height	18.5 mm



ILLUMINATOR DATA-ID

HLBRX-00-080-3-R-24V

Optical Information				
Part Number	HLBRX-00-080-3-R-24V			
LED Color	RED			
Wavelength	(nm)	620		
Intensity (±15%)	(Lux)	5080	4240 3870	
Working Distance	(mm)	80	90 100	
Illumination (number of row)	3			
Illumination Active Area				
Active Length / Outer Diameter	(mm)	80		
Active Width / Inner Diameter	(mm)	19.4		
Emission angle	(deg.)	0		
Eye Safety Class (IEC62471)	EXEMPT			
Electrical Information				
Lighting Supply Voltage (constant voltage mode)	24V ± 2%			
Continuous Current	(mA)	240		
Power Consumption	(W)	5.76		
Lighting casing temperature, Operating after 60 minutes	°C	67		
Strobe Mode Specification				
Pulse Operation	YES			
Max. Lighting Supply Voltage (Constant voltage power supply)	(V)	Pulsing at 24VDC to 48VDC, 0-10% Duty Cycle, Recommended at 36VDC		
Pulse Current, (Max. 10msec) (Constant current power supply)	(mA)	720		
Max. Trigger Pulse Duration	(msec)	10		
Duty Cycle	0-10%			
Additional Information				
Additional Cooling Method	Attached to machine part for better heat dissipation			
Intensity Controller Selection	ANG, ST, SD and SDA Series			
CE Conformity	YES			
RoHS Compliance	YES			
Connection				
Connector Type (Default):	JST SMR-03V			
Cable Length out from lighting :	(mm)	500		
Pin Configuration :		Pin	Signal	Cable Color
		1	LED +	RED
		2	N.C.	---
		3	LED -	WHITE
				
Application				
Illumination Type	Direct Illumination			
Appication Use	General illumination, label inspection, character inspection, code recognition.			



ILLUMINATOR DATA-ID

HLBRX-00-080-3-R-24V

Uniform Graph (Relative Irradiation Strength) - Representative pattern

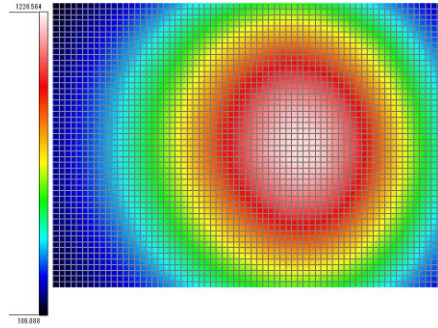
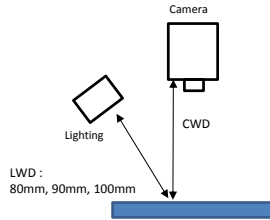
Lens focal length, $f = 0.2\text{mm}$

CWD = 365mm

LWD = 80mm, 90mm, 100mm

Lighting angle: 45°

Tolerance %	L X W
10%	24 X 30
20%	42 X 51
30%	56 X 67
40%	68 X 81



* 1 cell = 2mm x 2mm



VISION CONSULTANCY
MAKING THE UNSEEN VISIBLE

Thank you for downloading this document from
www.machine-vision-shop.com

If you have any questions, you need help composing the
right package for your application or do you want to order?

Feel free to contact us via e-mail at sales@vision-consultancy.nl or visit our webshop.

Our vision experts are happy to help you.



Natascha Overhof



Christian Cromptvoets



VISION CONSULTANCY

Robert Schumandomein 2
6229 ES Maastricht
The Netherlands

+31 (0) 438 522 651

sales@vision-consultancy.nl
www.machine-vision-shop.com

Scan me to visit
[machine-vision-shop](http://machine-vision-shop.com)

