



### In series

The model is in series and available for the long term.

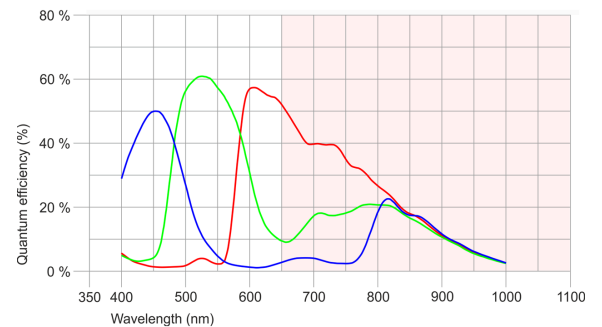


uEye industrial cameras now also work with IDS peak! We recommend the Software Development Kit for the implementation of new projects. [Learn about the process here and switch now.](#) Please note: The technical data given here was measured using the IDS Software Suite.

## Specification

### Sensor

|   |                      |
|---|----------------------|
| Sensor type                             | CMOS Color           |
| Shutter                                 | Global Shutter       |
| Sensor characteristic                   | Linear               |
| Readout mode                            | Progressive scan     |
| Pixel Class                             | 5 MP                 |
| Resolution                              | 5.04 Mpix            |
| Resolution (h x v)                      | 2456 x 2054 Pixel    |
| Aspect ratio                            | 5:4                  |
| ADC                                     | 12 bit               |
| Color depth (camera)                    | 12 bit               |
| Optical sensor class                    | 2/3"                 |
| Optical Size                            | 8.473 mm x 7.086 mm) |
| Optical sensor diagonal                 | 11.05 mm (1/1.45")   |
| Pixel size                              | 3.45 µm              |
| Manufacturer                            | Sony                 |
| Sensor Model                            | IMX264LQR-C          |
| Gain (master/RGB)                       | 24x/4x               |
| AOI horizontal                          | same frame rate      |
| AOI vertical                            | increased frame rate |
| AOI image width / step width            | 256 / 8              |
| AOI image height / step width           | 2 / 2                |
| AOI position grid (horizontal/vertical) | 4 / 2                |
| Binning horizontal                      | -                    |
| Binning vertical                        | -                    |
| Binning method                          | -                    |
| Binning factor                          | -                    |
| Subsampling horizontal                  | same frame rate      |
| Subsampling vertical                    | increased frame rate |
| Subsampling method                      | M/C automatic        |
| Subsampling factor                      | 2, 4, 6, 8, 16       |



Subject to technical modifications (2024-09-16)

## Model

|                                   |   |
|-----------------------------------|---|
| Pixel clock range                 | 80 MHz - 140 MHz  |
| Frame rate freerun mode           | 22 fps  |
| Frame rate trigger (continuous)   | 22 fps  |
| Frame rate trigger (maximum)      | 22 fps  |
| Exposure time (minimum - maximum) | 0.034 ms - 1000 ms  |
| Long exposure (maximum)           | 30000 ms  |
| Power consumption                 | 1.7 W - 2.9 W   |
| Image memory                      | 128 MB  |
| Special features                  | IDS line scan mode<br>Overlap trigger<br>Sensor source gain |

## Ambient conditions

For PCB versions, refer to the separate hints in the respective documentation.

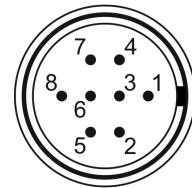
|   |                                 |
|---|---------------------------------|
| Allowed device temperature during operation | 0 °C - 55 °C / 32 °F - 131 °F   |
| Allowed device temperature during storage   | -20 °C - 60 °C / -4 °F - 140 °F |
| Humidity (relative, non-condensing)         | 20 % - 80 %                     |

## Connectors

|                     |   |
|---------------------|---|
| Interface connector | GigE RJ45                                 |
| I/O connector       | 8-pin Hirose connector (HR25-7TR-8PA(73)) |
| Power supply        | 12 V - 24 V or PoE                        |

## Pin assignment I/O connector

|   |                                     |
|---|-------------------------------------|
| 1 | Ground (GND)                        |
| 2 | Flash output with optocoupler (-)   |
| 3 | General Purpose I/O (GPIO) 1        |
| 4 | Trigger input with optocoupler (-)  |
| 5 | Flash output with optocoupler (+)   |
| 6 | General Purpose I/O (GPIO) 2        |
| 7 | Trigger input with optocoupler (+)  |
| 8 | Input power supply (VCC) 12-24 V DC |



## Design

|                  |                             |
|------------------|-----------------------------|
| Lens Mount       | C-Mount                     |
| IP code          | -                           |
| Dimensions H/W/L | 34.0 mm x 44.0 mm x 35.0 mm |
| Mass             | 63 g                        |

## Features

|                   |                             |   |
|-------------------|-----------------------------|---|
| Image Acquisition | Freerun                     | ✓ |
|                   | Software trigger            | - |
|                   | Hardware trigger            | ✓ |
|                   | Trigger controlled exposure | - |
|                   | Denoisier                   | - |
|                   | Long exposure               | ✓ |
|                   | Line scan                   | ✓ |
|                   | Line scan highspeed         | - |

|                           |                                |             |
|---------------------------|--------------------------------|-------------|
| Flashing                  | Flashing                       | -           |
|                           | PWM flashing                   | -           |
| Image Adjustments         | Auto exposure                  | -           |
|                           | Auto gain                      | -           |
|                           | Auto whitebalance              | -           |
|                           | Color correction               | -           |
|                           | Gamma                          | -           |
|                           | LUT                            | -           |
|                           | Mirror/flip                    | -           |
| On-board Image Processing | Pixel formats                  |             |
|                           | Region of interest             | ✓           |
|                           | Decimation (FPGA)              | -           |
|                           | Decimation (Sensor)            | (2,4)x(2,4) |
|                           | Binning (FPGA)                 | -           |
| Others                    | Chunks                         | -           |
|                           | Sequencer                      | -           |
|                           | Firmware update                | -           |
|                           | 1st supported firmware version | 4.96.1      |



**VISION CONSULTANCY**  
MAKING THE UNSEEN VISIBLE

Thank you for downloading this document from  
[www.machine-vision-shop.com](http://www.machine-vision-shop.com)

If you have any questions, you need help composing the  
right package for your application or do you want to order?

Feel free to contact us via e-mail at [sales@vision-consultancy.nl](mailto:sales@vision-consultancy.nl) or visit our webshop.

Our vision experts are happy to help you.



Natascha Overhof



Christian Cromptoets



**VISION CONSULTANCY**

Robert Schumandomein 2  
6229 ES Maastricht  
The Netherlands

+31 (0) 438 522 651

[sales@vision-consultancy.nl](mailto:sales@vision-consultancy.nl)

Scan me to visit  
[machine-vision-shop](http://machine-vision-shop)

