


In series

The model is in series and available for the long term.

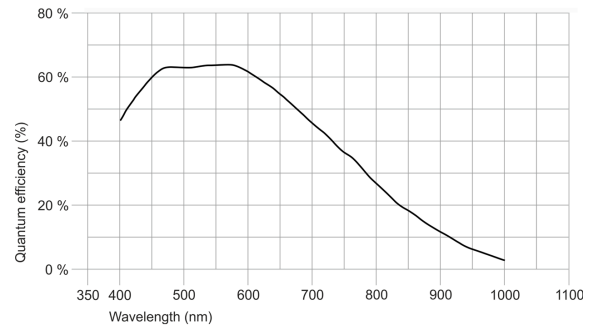


uEye industrial cameras now also work with IDS peak! We recommend the Software Development Kit for the implementation of new projects. [Learn about the process here and switch now.](#) Please note: The technical data given here was measured using the IDS Software Suite.

Specification

Sensor

Sensor type	CMOS Mono
Shutter	Global Shutter
Sensor characteristic	Linear
Readout mode	Progressive scan
Pixel Class	1.6 MP
Resolution	1.57 Mpix
Resolution (h x v)	1448 x 1086 Pixel
Aspect ratio	4:3
ADC	12 bit
Color depth (camera)	12 bit
Optical sensor class	1/3"
Optical Size	4.995 mm x 3.746 mm)
Optical sensor diagonal	6.24 mm (1/2.56")
Pixel size	3.45 µm
Manufacturer	Sony
Sensor Model	IMX273LLR-C
Gain (master/RGB)	24x/4x
AOI horizontal	same frame rate
AOI vertical	increased frame rate
AOI image width / step width	256 / 8
AOI image height / step width	2 / 2
AOI position grid (horizontal/vertical)	4 / 2
Binning horizontal	increased frame rate
Binning vertical	increased frame rate
Binning method	Mono
Binning factor	2
Subsampling horizontal	same frame rate
Subsampling vertical	increased frame rate
Subsampling method	M/C automatic
Subsampling factor	2, 4, 6, 8, 16



Subject to technical modifications (2024-09-16)

Model

Pixel clock range	25 MHz - 140 MHz
Frame rate freerun mode	73 fps
Frame rate trigger (continuous)	73 fps
Frame rate trigger (maximum)	77 fps
Exposure time (minimum - maximum)	0.025 ms - 999 ms
Long exposure (maximum)	30000 ms
Power consumption	1.1 W - 3.5 W
Image memory	128 MB
Special features	IDS line scan mode Overlap trigger Sensor source gain Multi-AOI

Ambient conditions

For PCB versions, refer to the separate hints in the respective documentation.

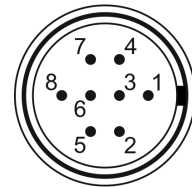
Allowed device temperature during operation	0 °C - 55 °C / 32 °F - 131 °F
Allowed device temperature during storage	-20 °C - 60 °C / -4 °F - 140 °F
Humidity (relative, non-condensing)	20 % - 80 %

Connectors

Interface connector	GigE RJ45
I/O connector	8-pin Hirose connector (HR25-7TR-8PA(73))
Power supply	12 V - 24 V or PoE

Pin assignment I/O connector

1	Ground (GND)
2	Flash output with optocoupler (-)
3	General Purpose I/O (GPIO) 1
4	Trigger input with optocoupler (-)
5	Flash output with optocoupler (+)
6	General Purpose I/O (GPIO) 2
7	Trigger input with optocoupler (+)
8	Input power supply (VCC) 12-24 V DC



Design

Lens Mount	C-Mount
IP code	-
Dimensions H/W/L	34.0 mm x 44.0 mm x 35.0 mm
Mass	61 g

Features

Image Acquisition	Freerun	✓
	Software trigger	-
	Hardware trigger	✓
	Trigger controlled exposure	-
	Denoisier	-
	Long exposure	✓
	Line scan	✓
	Line scan highspeed	-

Flashing	Flashing	-
	PWM flashing	-
Image Adjustments	Auto exposure	-
	Auto gain	-
	Auto whitebalance	-
	Color correction	-
	Gamma	-
	LUT	-
	Mirror/flip	-
On-board Image Processing	Pixel formats	
	Region of interest	✓
	Decimation (FPGA)	-
	Decimation (Sensor)	(2,4)x(2,4)
	Binning (FPGA)	-
Others	Chunks	-
	Sequencer	-
	Firmware update	-
	1st supported firmware version	4.96.1



VISION CONSULTANCY
MAKING THE UNSEEN VISIBLE

Thank you for downloading this document from
www.machine-vision-shop.com

If you have any questions, you need help composing the
right package for your application or do you want to order?

Feel free to contact us via e-mail at sales@vision-consultancy.nl or visit our webshop.

Our vision experts are happy to help you.



Natascha Overhof



Christian Cromptoets



VISION CONSULTANCY

Robert Schumandomein 2
6229 ES Maastricht
The Netherlands

+31 (0) 438 522 651

sales@vision-consultancy.nl

Scan me to visit
machine-vision-shop

