



### In series

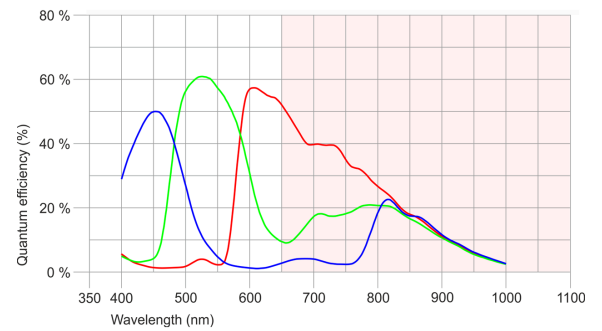
The model is in series and available for the long term.



## Specification

### Sensor

Sensor type	CMOS Color
Shutter	Global Shutter
Sensor characteristic	Linear
Readout mode	Progressive scan
Pixel Class	12 MP
Resolution	12.29 Mpix
Resolution (h x v)	4096 x 3000 Pixel
Aspect ratio	4:3
ADC	12 bit
Color depth (camera)	12 bit
Optical sensor class	1.1"
Optical Size	14.131 mm x 10.350 mm)
Optical sensor diagonal	17.52 mm
Pixel size	3.45 $\mu$ m
Manufacturer	Sony
Sensor Model	IMX304LQR-C
Gain (master/RGB)	24x/4x
AOI horizontal	same frame rate
AOI vertical	increased frame rate
AOI image width / step width	264 / 8
AOI image height / step width	2 / 2
AOI position grid (horizontal/vertical)	8 / 2
Binning horizontal	same frame rate
Binning vertical	same frame rate
Binning method	M/C automatic
Binning factor	2 / 4 / 8
Subsampling horizontal	same frame rate
Subsampling vertical	same frame rate
Subsampling method	M/C automatic
Subsampling factor	2, 4, 8



## Model

Frame rate freerun mode	10 fps
Frame rate trigger (continuous)	10 fps
Frame rate trigger (maximum)	10 fps
Exposure time (minimum - maximum)	0.046 ms - 2000 ms
Long exposure (maximum)	90000 ms
Power consumption	1.3 W - 3.9 W
Image memory	128 MB

## Ambient conditions

For PCB versions, refer to the separate hints in the respective documentation.

Allowed device temperature during operation	0 °C - 55 °C / 32 °F - 131 °F
Allowed device temperature during storage	-20 °C - 60 °C / -4 °F - 140 °F
Humidity (relative, non-condensing)	20 % - 80 %

## Connectors

Interface connector	GigE RJ45
I/O connector	8-pin Hirose connector (HR25-7TR-8PA(73))
Power supply	12 V - 24 V or PoE

## Pin assignment I/O connector

1	Ground (GND)
2	Flash output with optocoupler (-) - Line 1
3	General Purpose I/O (GPIO) 1 - Line 2
4	Trigger input with optocoupler (-) - Line 0
5	Flash output with optocoupler (+) - Line 1
6	General Purpose I/O (GPIO) 2
7	Trigger input with optocoupler (+) - Line 0
8	Input power supply (VCC) 12-24 V DC



## Design

Lens Mount	C-Mount
IP code	-
Dimensions H/W/L	34.0 mm x 44.0 mm x 35.0 mm
Mass	61 g

## Features

### Image Acquisition

Freerun	✓
Software trigger	✓
Hardware trigger	✓
Trigger controlled exposure	✓
Denoisier	✓
Long exposure	✓
Line scan	✓
Line scan highspeed	-

### Flashing

Flashing	✓
PWM flashing	✓

Image Adjustments	Auto exposure	✓
	Auto gain	✓
	Auto whitebalance	✓
	Color correction	-
	Gamma	✓
	LUT	✓
	Mirror/flip	-
On-board Image Processing	Pixel formats	BayerRG8 BayerRG10p BayerRG12 BayerRG12p BayerRG10
	Region of interest	✓
	Decimation (FPGA)	✓
	Decimation (Sensor)	-
	Binning (FPGA)	✓
	Binning (Sensor)	-
Others	IP settings	✓
	Bandwidth management	✓
	Chunks	✓
	Sequencer	✓
	PTP	✓
	Firmware update	✓
	1st supported firmware version	2.10



**VISION CONSULTANCY**  
MAKING THE UNSEEN VISIBLE

Thank you for downloading this document from  
[www.machine-vision-shop.com](http://www.machine-vision-shop.com)

If you have any questions, you need help composing the  
right package for your application or do you want to order?

Feel free to contact us via e-mail at [sales@vision-consultancy.nl](mailto:sales@vision-consultancy.nl) or visit our webshop.

Our vision experts are happy to help you.



Natascha Overhof



Christian Cromptoets



**VISION CONSULTANCY**

Robert Schumandomein 2  
6229 ES Maastricht  
The Netherlands

+31 (0) 438 522 651

[sales@vision-consultancy.nl](mailto:sales@vision-consultancy.nl)

Scan me to visit  
[machine-vision-shop](http://machine-vision-shop)

